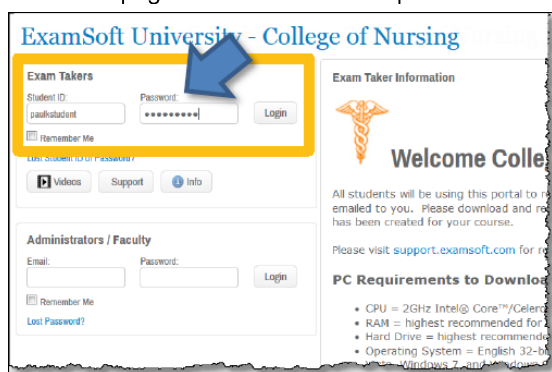


Exam Takers will be able to view their performance in all of their assessments. The results will display the learning outcomes designated by the professor when they created each assessment. Exam Takers can choose to include the information pertinent to their analysis. Exam Takers will be able to filter by: **Date Ranges, Courses, Assessment Name.**

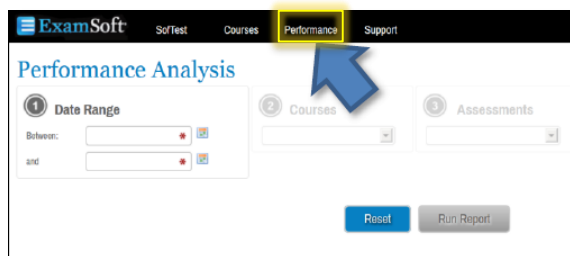
Results *must* be released in order for students to be able to run performance analysis for the assessment(s). Additionally, any category must be used on at least 3 questions in order to produce results.

Accessing the Performance Analysis

- Exam Takers will need to login into their institution's homepage with the credentials provided in an email.

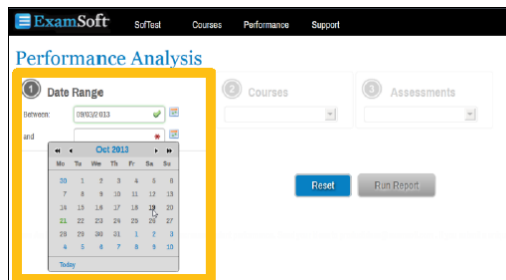


- Select the **Performance** tab.



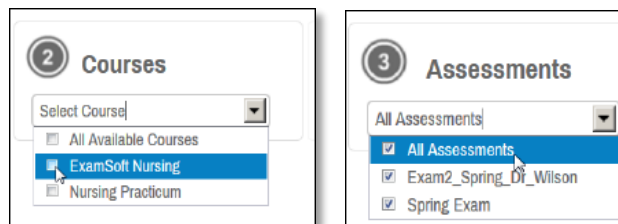
Creating the Report

- Select a **Date Range** for the assessments.



If the **Courses** filter does not become available, then there is **NO assessment data** in the date ranges.

- Select the **Assessment(s)**.



- Click the **Run Report** button.

Understanding the Analysis Report



The Top 50 categories/learning outcomes/competencies are displayed on this report. The professor has pre-determined the specific category or learning outcome that was tagged to each question delivered on the assessments.

- Topic** = broad descriptor for each set of learning outcomes
- Category/Learning Outcomes** = specific benchmarks
- Exams/Assessments** = # of exams this learning outcome has appeared in and has been graded
- Questions** = # of questions answered tagged with this particular learning outcome
- My Average** = % of questions answered correctly
- Peer Average** = % of questions that have been answered correctly by peers answering same questions
- Improvement Area** = checkmark indicates areas that require additional academic focus and effort

In reviewing the example data below, one can see that the first two areas of understanding need to be reviewed and studied for improvement in these areas.



Learning Outcomes are marked as **needing improvement** if the score is below 50% or 20% below the class.

